

BlackRock Throgmorton Trust

Throg's shorts shine

With Brexit looming and US rates climbing, many investors appear to have adopted a more defensive stance. Dan Whitestone, manager of BlackRock Throgmorton Trust (THRG), has reduced the portfolio's net exposure to well below 100, taking profits on some positions. Otherwise, Dan's focus remains on the long-term drivers of growth, and his ability to short companies with unsound business models gives him another way of adding value even in falling markets, as was evidenced in THRG's returns over the year to 30 November 2018.

Both long and short positions in UK small-and-mid-cap companies

THRG aims to provide shareholders with capital growth and an attractive total return by investing primarily in UK smaller companies and mid-capitalisation companies listed on the main market of the London Stock Exchange. It uses the Numis Smaller Companies Index (plus AIM stocks but excluding investment companies) as a benchmark for performance purposes, but the index does not influence portfolio construction. Uniquely among listed UK smaller companies trusts, THRG's portfolio may include a meaningful allocation to short as well as long positions in stocks.

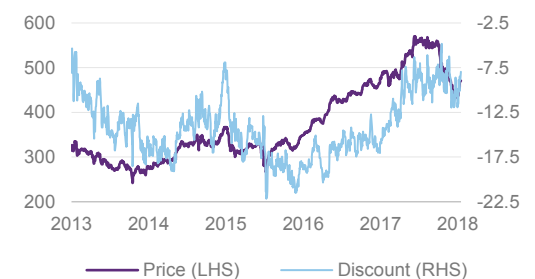
Year ended	Share price total return (%)	NAV total return (%)	Peer group average NAV TR ¹ (%)	Numis Smaller Co.s plus AIM, ex IC ² (%)	MSCI UK total return (%)
31/12/14	(10.9)	(2.3)	(0.6)	(1.9)	0.5
31/12/15	34.7	22.0	17.9	10.6	(2.2)
31/12/16	(2.7)	10.0	9.2	11.1	19.2
31/12/17	39.4	34.0	27.1	19.5	11.7
31/12/18	(6.6)	(11.5)	(12.6)	(16.7)	(8.8)

Source: Morningstar, Marten & Co. Notes: 1) the peer group is defined on page 6. 2) Between 1 December 2013 and 22 March 2018 the benchmark was Numis Smaller Companies excluding both AIM and investment companies.

Sector	UK smaller companies
Ticker	THRG LN
Base currency	GBP
Price	471.0
NAV	511.8
Premium/(discount)	(8.0%)
Yield	2.2%

Share price and discount

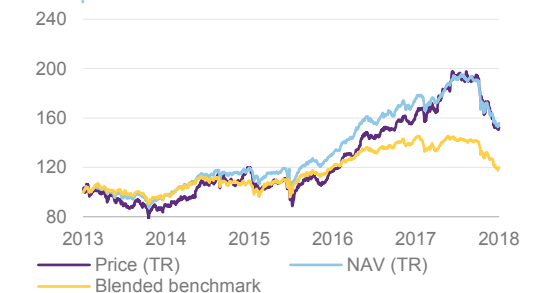
Time period 31/12/2018 to 14/01/2019



Source: Morningstar, Marten & Co

Performance over five years

Time period 31/12/2013 to 31/12/2018



Source: Morningstar, Marten & Co

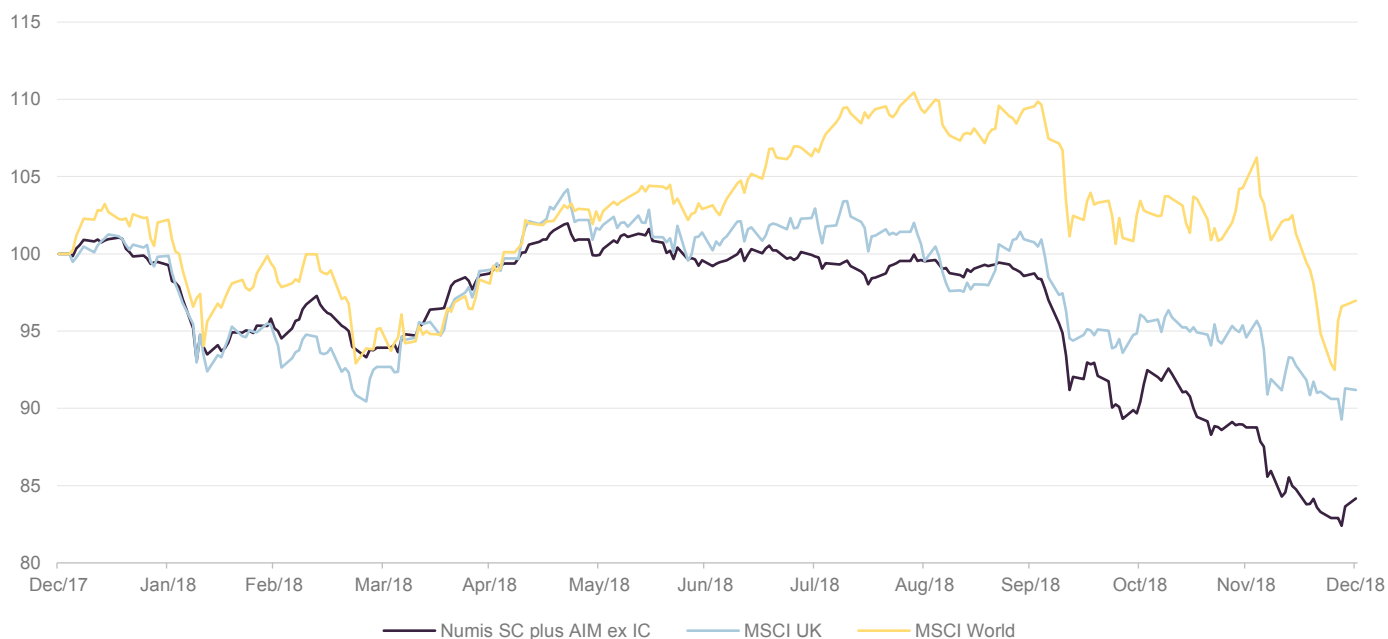
Domicile	England & Wales
Inception date	1 December 1962
Manager	Dan Whitestone
Market cap	344.4m
Shares outstanding	73.13m
Daily vol. (1-yr. avg.)	132,646 shares
Net cash	6.8%

[Click here for our initiation note](#)

A correction, not a bear market

As markets retreated in October and risk assets sold off, BlackRock Throgmorton Trust (THRG) gave up a little of its outperformance of its benchmark. However, it remains well-ahead of both the benchmark and the peer group average since Dan Whitestone (Dan or the manager) assumed responsibility for the fund in February 2018. THRG's recent performance and the underlying drivers are explored on page 6.

Figure 1: Numis Smaller Companies plus AIM ex Investment Companies, MSCI UK and MSCI World over the year to 31 December 2018



Source: Morningstar, Marten & Co

Investors have been selling risk assets, including 'growth' stocks, small and medium sized companies, and technology stocks

A combination of the US/China trade war, rising US rates, Brexit, falling PMIs and the dramatic collapse of the oil price has helped trigger falls in markets over the last couple of months. The UK market has underperformed world markets, as represented by the MSCI World Index, and small caps have underperformed large caps. Investors have been selling risk assets, including 'growth' stocks, small and medium-sized companies, and technology stocks. Dan has taken profits on a number of successful investments and, as we discuss on page 3, has also reduced THRG's net exposure to markets.

Dan's investments are driven by stock-specific and industry-specific factors. Therefore, macroeconomic considerations are secondary. Dan believes that further interest rate rises are unlikely in the UK and inflation is not a serious problem (as technology and other disruptive influences act to undermine pricing power in many industries). Wages have been rising, but wage inflation is unlikely to become entrenched as technology offers a way of cutting the workforce in many industries.

Market volatility is increasing but THRG's manager believes we are not entering a prolonged bear market

Dan acknowledges that market volatility is increasing but sees this as a market correction rather than the start of a bear market (even though some indices are in bear market territory). He notes that there do appear to be some pockets of weakness in the global economy, but he points out that there are also many companies with strong order books. Investors are selling companies that they perceive to be expensive; unwilling, for the moment, to believe that earnings growth will be maintained and that these

companies' ratings will be justified. We may see an increase in M&A activity as international buyers take advantage of the weak pound and companies look to consolidate as a way of driving earnings forward in a lacklustre business environment (not a strategy that Dan believes works in the long-term).

Bias to companies with differentiated and defensive business models as well as international earnings

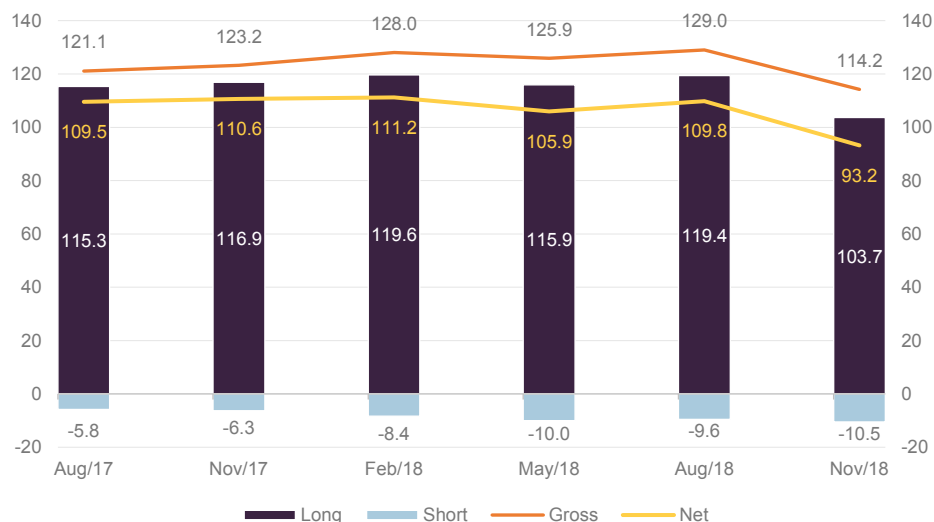
Dan's focus on companies with differentiated and defensive business models should be beneficial in a downturn. While there are some exceptions (such as Workspace, Derwent London and Howden Joinery), the portfolio is biased naturally towards companies with overseas earnings. Therefore, while THRG has benefited from sterling weakness, it might lag the UK market in the short-term on any rally in the currency.

Dan believes that many companies trading on attractive yields are effectively paying dividends from debt. Such practices are unsustainable, especially if interest rates rise and/or debt finance becomes harder to obtain. Dan's emphasis on cash generation and avoidance of companies with stretched balance sheets (except for the short portfolio) ought also to stand THRG in good stead.

Asset allocation

The biggest shift of the past few months has been a reduction in the portfolio's net exposure to equities. This is evident in Figure 2.

Figure 2: THRG quarterly market exposure



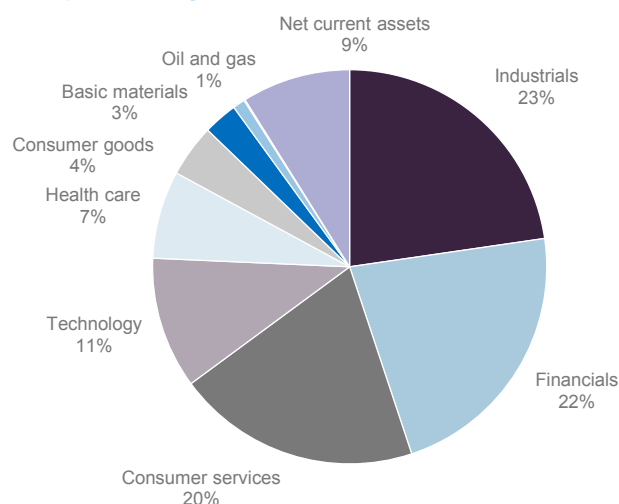
Source: BlackRock Throgmorton Trust

Significant cut in gross exposure

The gross and net exposure have been cut significantly, from around 130 to 114, and 110 to 93 respectively. This is as defensive a stance as Dan has taken since 2009.

At the end of November, relative to the benchmark, THRG had a modestly overweight exposure to FTSE AIM stocks and an underweight exposure to FTSE 250 and FTSE Small Cap stocks.

Figure 3: THRG portfolio by industrial sector as at 30 November 2018



Source: BlackRock Throgmorton Trust

Despite the market setback, Dan's focus remains firmly on growth companies. He has moderated the portfolio's exposure to growth cyclicals and industrials since we published our initiation note (which used data as at end July 2018). THRG's exposure to industrials has fallen from 32% to 23% over this period.

Top 10 holdings

Figure 4 shows the top 10 holdings in the portfolio as at the end of November 2018.

Figure 4: 10 largest holdings as at 30 November 2018

Stock	% of gross assets 30/11/18	% of gross assets 31/07/18	% change	Sector	Business focus
Hiscox	3.0	2.6	1.0	Financials	Insurance
Ascential	2.9	3.2	0.9	Consumer services	Business-to-business media company
SSP	2.8	2.4	0.8	Consumer services	Transport-related food and beverage outlets
Craneware	2.8	0.0	2.8	Technology	Healthcare-related technology
Aveva	2.8	1.0	1.8	Technology	Software for industrial customers
Dechra Pharmaceuticals	2.7	2.8	(0.5)	Health care	Veterinary pharmaceuticals
4imprint	2.5	2.2	(0.4)	Consumer services	Supply of promotional merchandise in the US
YouGov	2.4	2.1	0.3	Consumer services	Polling and market research
IntegraFin	2.2	2.1	0.1	Financials	Owner of the Transact platform
Bodycote	2.2	2.3	0.6	Industrials	Heat treatment and thermal processing

Source: BlackRock Throgmorton Trust, Marten & Co

Figure 5: Fever Tree Drinks



Source: Bloomberg, Marten & Co

Figure 6: Craneware



Source: Bloomberg, Marten & Co

Figure 7: Aveva Group



Source: Bloomberg, Marten & Co

Figure 8: YouGov



Source: Bloomberg, Marten & Co

Figure 9: IntegraFin



Source: Bloomberg, Marten & Co

Fever Tree Drinks

Fever Tree Drinks (fever-tree.com) did not feature in THRG's top 10 holdings at the end of November 2018, despite having been its third-largest holding at the end of July 2018. Dan has reduced the position significantly, booking considerable profits, ahead of the worst of the share price correction. There has been no news of any significance on the company since we last published and so the dramatic share price move seems to have been driven by a change in sentiment rather than a shift in fundamentals.

Craneware

Craneware (craneware.com) is a recent entrant to the list of THRG's top 10 holdings. It provides technology to US hospital groups, aimed at optimising their profitability. It has a good track record of improving its revenue and profits and, for a UK-based investor, its dollar earnings have been flattered by sterling weakness. The company claims to have around a quarter of US hospitals as customers and is broadening the range of services it provides to them.

Aveva Group

Aveva Group (www.aveva.com) is a global provider of engineering and industrial software focused on digital transformation. It provides a comprehensive range of services that are aimed at improving efficiency and maximising profitability for its customers and it provides these to a wide range of sectors (for example, food and beverages, infrastructure, life sciences, resources, chemicals, water and waste water). Aveva's recent interim results showed 10.9% growth in revenue but a much greater uplift in margins and profits, which powered a 41% increase in earnings per share. The percentage of its revenues that are recurring is rising too, improving the quality of its earnings.

YouGov

YouGov (yougov.co.uk) delivered a 9% uplift in revenue and a 52% uplift in its adjusted earnings per share over the year to the end of July 2018. While there is no end of polling opportunities in relation to politics, the real growth of the company is in the services it is providing to companies, not only in relation to their brand presence but also in relation to their online advertising. It is growing internationally and seeing good growth from its data analytics tools as well as from its custom research business.

IntegraFin

IntegraFin (integratin.co.uk) is the parent company of the Transact UK investment platform. It had £33.1 billion of funds under direction at the end of September 2018 (up 18.6% year-on-year). Its IPO in March 2018 was well received and in December 2018 it reported decent revenue and profit growth for the year ended 30 September 2018. However, its share price weakened following an FCA report suggesting that measures needed to be introduced to make it easier to switch investment platforms.

Performance

Figure 10: THRG NAV total return performance relative to benchmark¹ and peer group² to 31 December 2018



Source: Morningstar, Marten & Co. Note 1) Note: THRG has a blended benchmark that is the Numis Smaller Companies Index (plus AIM stocks but excluding investment companies) since 22 March 2018 and prior to 1 December 2013. Between 1 December 2013 and 22 March 2018 the benchmark was Numis Smaller Companies excluding both AIM and investment companies. 2) The peer group is defined below.

Up-to-date information on THRG and its peer group is available on the [QuotedData website](#)

For comparison purposes, we have used a subset of funds in the AIC's UK smaller companies sector. We have excluded split-capital companies, trusts with a market capitalisation of less than £50m, those that focus exclusively on micro-cap companies and Odysseyan Investment Trust which is a relatively recent new issue.

THRG's returns have been affected by recent market weakness and it has given up some of the outperformance of its benchmark and peer group. Nevertheless, as illustrated in Figures 10 and 11, over longer time periods THRG has demonstrated strong relative performance when compared to both its benchmark and competing funds, particularly over the last couple of years.

Figure 11: THRG performance over periods ending 31 December 2018

	1 month	3 months	6 months	1 year	3 years	5 years
THRG share price TR	(4.4)	(20.3)	(21.6)	(6.6)	26.7	52.1
THRG NAV TR	(5.0)	(17.8)	(19.3)	(11.5)	30.6	55.7
Blended benchmark ¹	(5.3)	(15.2)	(16.1)	(12.6)	21.2	42.1
Peer group ² avg. NAV TR	(5.2)	(14.6)	(15.5)	(16.7)	10.6	20.1
MSCI UK TR	(3.6)	(9.7)	(10.1)	(8.8)	21.4	19.3

Source: Morningstar, Marten & Co. Note: 1) THRG has a blended benchmark that is the Numis Smaller Companies Index (plus AIM stocks but excluding investment companies) since 22 March 2018 and prior to 1 December 2013. Between 1 December 2013 and 22 March 2018 the benchmark was Numis Smaller Companies excluding both AIM and investment companies. Note 2) The peer group is defined above.

The short book added 1.4% to THRG's NAV over the year ended 30 November 2018

BlackRock has provided us with some attribution analysis, covering the 12 months to the end of November 2018 (its financial year end), a period over which THRG outperformed its benchmark by 6.3%. It is important to highlight that the short book made a net positive contribution to returns over this period of 1.4%.

Figure 12: Positive contributors to relative performance over year to 30 November 2018

	Average weight in THRG portfolio (%)	Average weight in benchmark (%)	Estimated performance impact (%)
Hiscox	1.9	0.0	0.7
IntegraFin	1.4	0.0	0.6
YouGov	1.7	0.1	0.6
4imprint	2.2	0.3	0.5
Fever Tree Drinks	1.8	0.0	0.5
Sumo Group	1.2	0.1	0.5
Lonza Group	0.7	0.0	0.5
Zotefoams	1.0	0.1	0.5
Short position	(0.1)	0.0	0.4
Dechra Pharmaceuticals	2.5	0.1	0.4

Source: BlackRock

Hiscox's share price has had a great run and the company was promoted to the FTSE100 Index recently.

Figure 13: Negative contributors to relative performance over year to 30 November 2018

Heading	Average weight in THRG portfolio (%)	Average weight in benchmark (%)	Estimated performance impact (%)
Boku	0.2	0.1	(0.4)
Restore	1.8	0.2	(0.3)
Fidessa Group	0.0	0.5	(0.3)
Drax Group	0.0	0.6	(0.3)
Hill & Smith Holdings	1.5	0.5	(0.3)
Plus500	0.0	0.5	(0.3)
Superdry	0.3	0.0	(0.3)
Short position	(0.3)	0.6	(0.3)
CVS Group	1.8	0.2	(0.2)
Luceco	0.1	0.1	(0.2)

Source: BlackRock

Boku is a company that helps support mobile commerce, including customer acquisition and billing. The shares did well until a number of early investors sought to sell their stakes in the company. The share price experienced a further leg down after Boku used stock to acquire Danal, a provider of mobile identity and authentication solutions.

Short successes

Two examples of short positions that proved profitable in 2018 rewarded the manager's aversion to heavily indebted companies and those with questionable accounting practices

As we explained in the initiation note, BlackRock has a strict policy of not naming companies that it has shorted. Successes in THRG's short CFD portfolio over its financial year included a position in a wholesale drinks company, which went into administration following accounting irregularities, and a construction company that was forced to shore up its balance sheet with a rights issue. THRG had a short position in the construction company for some time. Dan notes that banks are reportedly less keen than they have been to lend to the sector. This may be to the benefit of other short positions that THRG has in this sector.

The unnamed short that lost money during the period is still a position in the portfolio, as Dan remains convinced that it will pay off in time.

In addition to Dan's emphasis on industries facing structural challenges (such as pubs, restaurants and builder's merchants), good indicators of stocks that might be suitable for the short portfolio include questionable accounting, overstretched balance sheets and a mismatch between declared profits and cash flow generation.

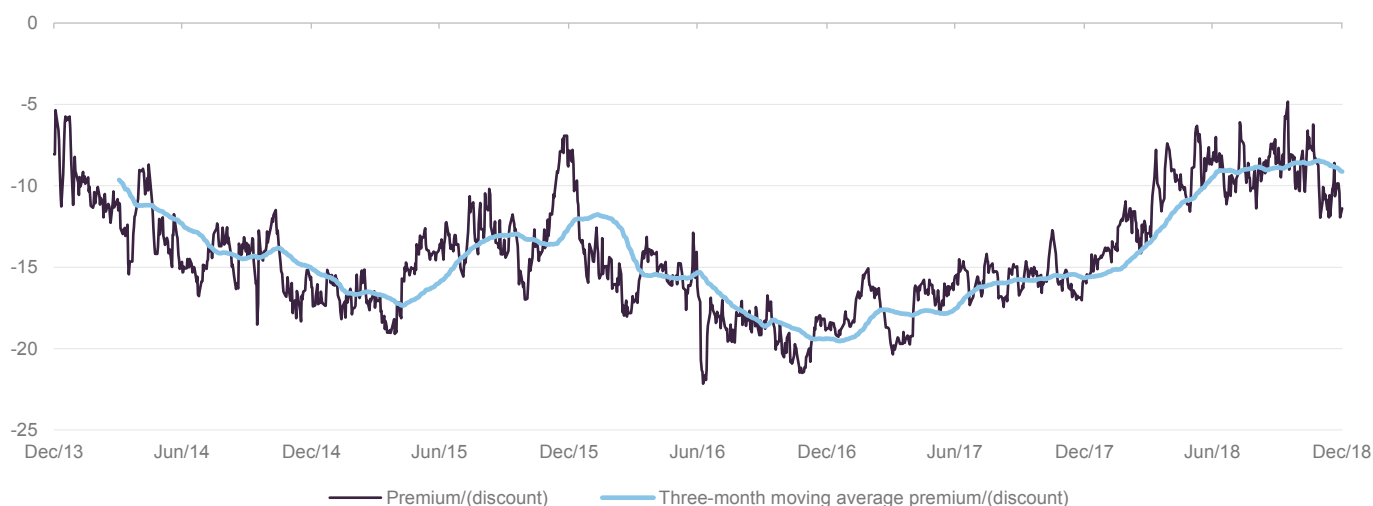
Discount

Discount appears to be on a narrowing trend despite recent setback

Over the past couple of years, THRG's discount has been on a narrowing trend. Over the five-year period to the end of November 2018, THRG's discount has averaged 14.2%. Over the year to the end of November 2018, the discount moved within a range of 4.8% to 16.0% and, as at 14 January 2019, the discount was 8.0%.

The board is keen that the discount should narrow, and believes the best way of achieving this on a long-term basis is for the fund to deliver benchmark and peer group beating returns and to increase the awareness of the fund.

Figure 14: THRG discount over five years to 31 December 2018



Source: Morningstar, Marten & Co

Fund profile

Further information about THRG is available at the investment manager's website. [Please click here](#)

BlackRock Throgmorton Trust (THRG) aims to generate capital growth and an attractive total return, by investing primarily in UK smaller companies and mid-capitalisation companies listed on the main market of the London Stock Exchange. It uses the Numis Smaller Companies Index (plus AIM stocks but excluding investment companies) as a benchmark for performance purposes, but the index does not influence portfolio construction.

For the period between 1 December 2013 and 22 March 2018, the benchmark was Numis Smaller Companies Index excluding both AIM stocks and investment companies. There used to be a restriction on the trust's exposure to AIM companies, but this was removed in March 2018 and, at the same time, the manager was given permission to invest up to 15% of the portfolio in stocks listed on exchanges outside the UK.

THRG's unique approach includes taking both long and short positions within the portfolio

Dan Whitestone has been sole manager of the trust since 12 February 2018

Both long and short positions

Uniquely among listed UK smaller companies trusts, THRG's portfolio may include a meaningful allocation to short as well as long positions in stocks. Up to 30% of the portfolio may be invested in CFDs, both long and short. Under normal market conditions, the net exposure will account for 100-110% of net assets.

The manager

BlackRock Investment Management (UK) Limited was appointed manager of the trust in July 2008. Dan Whitestone, head of the smaller companies team at BlackRock, has been sole manager of the trust since 12 February 2018 (he had been co-manager, alongside Mike Prentis, since March 2015). Dan heads a team of four. All members of the team manage portfolios, and between them manage or advise on about £3bn across a variety of different funds. This includes the £140m UK emerging companies fund that Dan manages with an all-cap mandate and permission to hold up to 20% of the fund in international stocks (closely resembling the THRG mandate). The team shares research responsibilities between them.

Previous publications

We published an initiation note on THRG on 11 September 2018 entitled '**Vision, execution and adaptability**'. This is available to read on our website or by clicking the link.

Authorised and regulated by the Financial Conduct Authority
123a Kings Road, London SW3 4PL
0203 691 9430

www.martenandco.com

Registered in England & Wales number 07981621,
2nd Floor Heathmans House
19 Heathmans Road, London SW6 4TJ

Investment company sales:

Edward Marten
(em@martenandco.com)

Alistair Harkness
(ah@martenandco.com)

David McFadyen
(dm@martenandco.com)

Investment company research:

James Carthew
(jc@martenandco.com)

Matthew Read
(mr@martenandco.com)

IMPORTANT INFORMATION

This marketing communication has been prepared for BlackRock Throgmorton Trust by Marten & Co (which is authorised and regulated by the Financial Conduct Authority) and is non-independent research as defined under Article 36 of the Commission Delegated Regulation (EU) 2017/565 of 25 April 2016 supplementing the Markets in Financial Instruments Directive (MIFID). It is intended for use by investment professionals as defined in article 19 (5) of the Financial Services Act 2000 (Financial Promotion) Order 2005. Marten & Co is not authorised to give advice to retail clients and, if

you are not a professional investor, or in any other way are prohibited or restricted from receiving this information you should disregard it. The note does not have regard to the specific investment objectives, financial situation and needs of any specific person who may receive it.

The note has not been prepared in accordance with legal requirements designed to promote the independence of investment research and as such is considered to be a marketing communication. The analysts who prepared

this note are not constrained from dealing ahead of it but, in practice and in accordance with our internal code of good conduct, will refrain from doing so. Nevertheless, they may have an interest in any of the securities mentioned in this note.

This note has been compiled from publicly available information. This note is not directed at any person in any jurisdiction where (by reason of that person's nationality, residence or otherwise) the publication or availability of this note is prohibited.

Accuracy of Content: Whilst Marten & Co uses reasonable efforts to obtain information from sources which we believe to be reliable and to ensure that the information in this note is up to date and accurate, we make no representation or warranty that the information contained in this note is accurate, reliable or complete. The information contained in this note is provided by Marten & Co for personal use and information purposes generally. You are solely liable for any use you may make of this information. The information is inherently subject to change without notice and may become outdated. You, therefore, should verify any information obtained from this note before you use it.

No Advice: Nothing contained in this note constitutes or should be construed to constitute investment, legal, tax or other advice.

No Representation or Warranty: No representation, warranty or guarantee of any kind, express or implied is given by Marten & Co in respect of any information contained on this note.

Exclusion of Liability: To the fullest extent allowed by law, Marten & Co shall not be liable for any direct or indirect losses, damages, costs or expenses incurred or suffered by you arising out of or in connection with the access to, use of or reliance on any information contained on this note. In no circumstance shall Marten & Co and its employees have any liability for consequential or special damages.

Governing Law and Jurisdiction: These terms and conditions and all matters connected with them, are governed by the laws of England and Wales and shall be subject to the exclusive jurisdiction of the English courts. If you access this note from outside the UK, you are responsible for ensuring compliance with any local laws relating to access.

No information contained in this note shall form the basis of, or be relied upon in connection with, any offer or commitment whatsoever in any jurisdiction.

Investment Performance Information: Please remember that past performance is not necessarily a guide to the future and that the value of shares and the income from them can go down as well as up. Exchange rates may also cause the value of underlying overseas investments to go down as well as up. Marten & Co may write on companies that use gearing in a number of forms that can increase volatility and, in some cases, to a complete loss of an investment.